



Shaftesbury Glen



Golf & Fish Club

Once again, renowned golf course architect Clyde Johnston has created a masterpiece. Think Winged Foot and Augusta National - Clyde Johnston's inspiration. Built in the tradition of the typical British Isles course with long yardage off the tee, wide flowing fairways and elevated Bent greens, Shaftesbury Glen meanders through forests and farmlands along the Waccamaw River. Hidden away, yet convenient, this course, like the other Glens Group courses, is sure to win awards and be a favorite among locals and tourists.

The magnificent Shaftesbury Glen club house features a traditionally-decorated pro shop with an extensive fashion collection. The Pub

offers homemade salads, fresh sandwiches, and delicious daily specials...all served with a tranquil view of the scenic Waccamaw River.

★★★★ 1/2 Rating *Golf Digest*

★★★★ 1/2 Rating *Golf Digest*

COURSE RATING/SLOPE

Blue	74.3	140
White	71.5	135
Gold	69.5	128
Red	68.3	118

West Myrtle Beach, SC
Shaftesbury Glen is on Hwy. 905, 2 miles west (towards Conway) from the Conway Bypass
1-866-587-1457 • In SC, 843-369-1800

www.shaftesburyglen.com

E-mail: info@shaftesburyglen.com

This is a short, trouble-free opening hole. A drive down right center gives the best angle for approach.

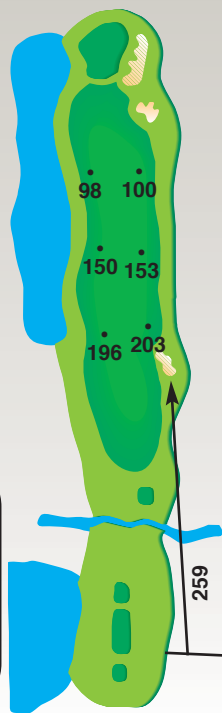


1 Handicap 11
Par 4

- 400
- 366
- 341
- 286

Red Handicap 9

Avoid the fairway bunker off the tee. Your second shot should be aimed down the left side of the fairway to yield the best angle for approach.

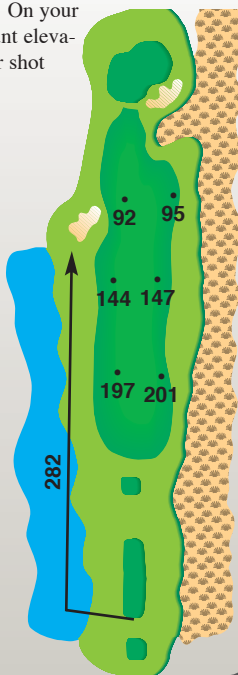


2 Handicap 3
Par 5

- 579
- 522
- 481
- 415

Red Handicap 3

Deceptive driving hole, trouble lurks both right and left. On your approach take into account elevation and don't leave your shot short.

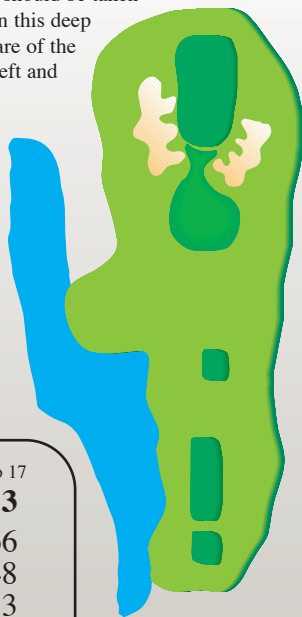


3 Handicap 5
Par 4

- 414
- 378
- 351
- 296

Red Handicap 7


Pin placement should be taken into account on this deep green. Be aware of the bunkers both left and right.



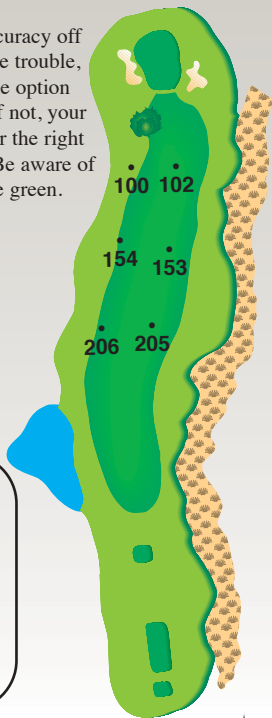
4 Handicap 17
Par 3

- 166
- 148
- 133
- 100

Red Handicap 17



This hole requires accuracy off the tee box. Avoid the trouble, and you may have the option of reaching in two. If not, your approach should favor the right side of the fairway. Be aware of the tree in front of the green.

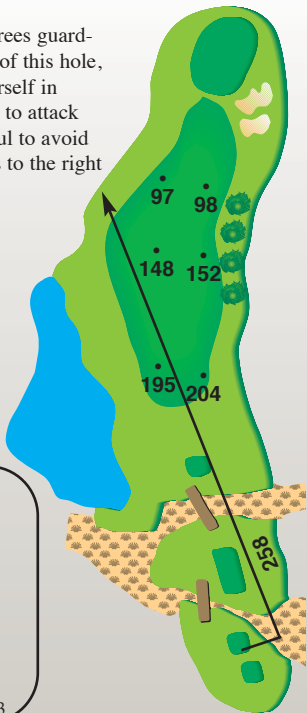


5 Handicap 7
Par 5

- 537
- 515
- 490
- 425

Red Handicap 1

If you avoid the trees guarding the right side of this hole, you will find yourself in excellent position to attack the pin. Be careful to avoid two large bunkers to the right of the green.

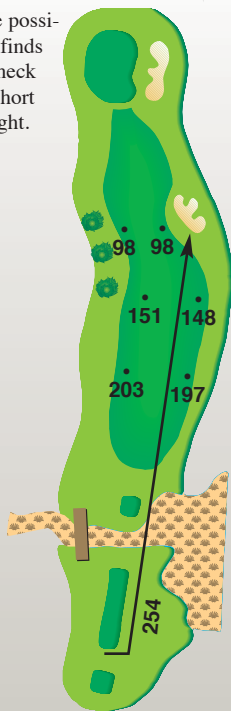


6 Handicap 13
Par 4

- 380
- 360
- 318
- 254

Red Handicap 13

This is an excellent birdie possibility with a tee shot that finds the fairway. Be sure to check the pin location on your short approach, and don't go right.



7 Handicap 15
Par 4

- 377
- 348
- 324
- 257

Red Handicap 11

This par 3 is the toughest of its kind on the course. Aim at the center of the green. Par 3 is a good score anytime. There is a drop area located past the red tee box.



8 Handicap 9
Par 3

- 210
- 185
- 165
- 115

Red Handicap 15

A long and difficult par 4 closes the front nine. Keep the tee shot down left center to avoid hitting into the meandering creek. The creek and a large bunker come into play on your approach.

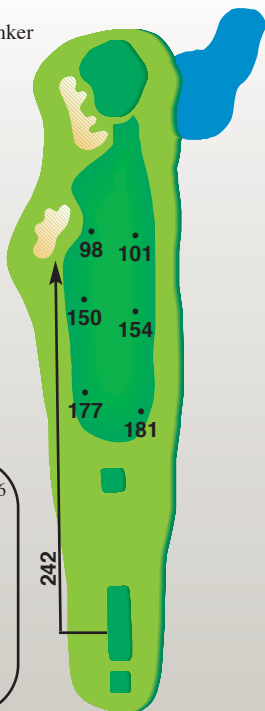


9 Handicap 1
Par 4

- 450
- 425
- 400
- 322

Red Handicap 5

Avoid the fairway bunker on the tee shot. Pay close attention to the hole location on this short par 4.

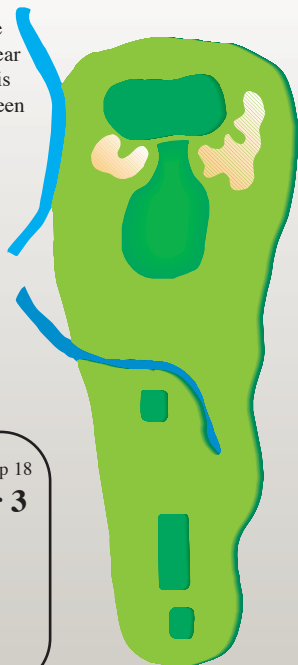


10 Handicap 16
Par 4

- 360
- 338
- 317
- 241

Red Handicap 14

An accurate tee shot is imperative on this par 3. Bear in mind that this is the shallowest green on the course.



11 Handicap 18
Par 3

- 175
- 157
- 145
- 102

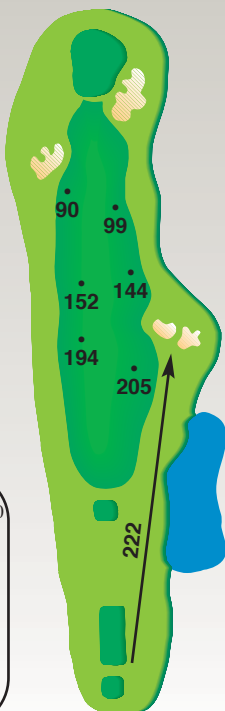
Red Handicap 18

A drive down the left side gives the best approach angle and takes the fairway bunker out of play. A long drive will catch the slope in the fairway, adding a few yards.

12 Handicap 10
Par 4

- 420
- 384
- 357
- 300

Red Handicap 10

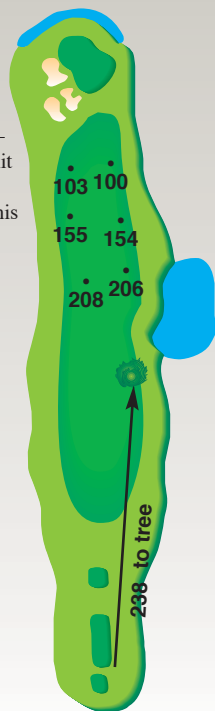


This is a very reachable par 5. Keep the drive away from the massive tree, and a long iron or fairway wood can be used to hit into this green. Three very dangerous bunkers guard this deep and narrow green.

13 Handicap 8
Par 5

- 519
- 497
- 475
- 434

Red Handicap 4

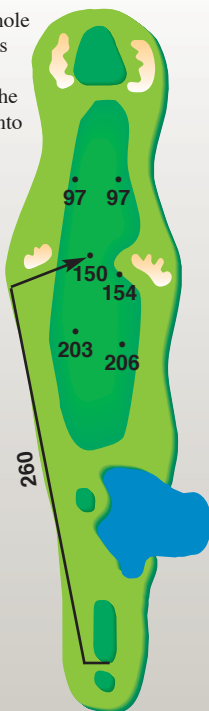


This could be the tightest hole on the course, which makes for intimidating tee shot. Keep your drive between the bunkers for the best look into this tough par 4.

14 Handicap 4
Par 4

- 430
- 408
- 375
- 308

Red Handicap 6

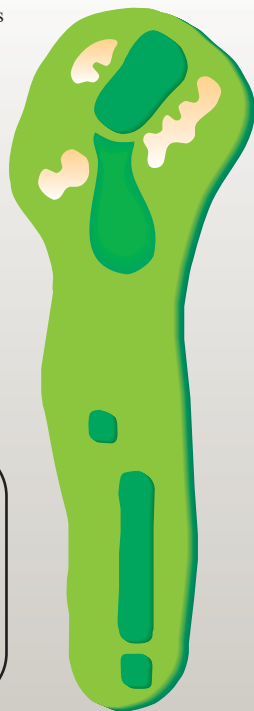


Trust the yardage. It is longer than it appears. Beware of the bunker guarding the back left side of this green. A short approach can lead to a difficult bunker play.

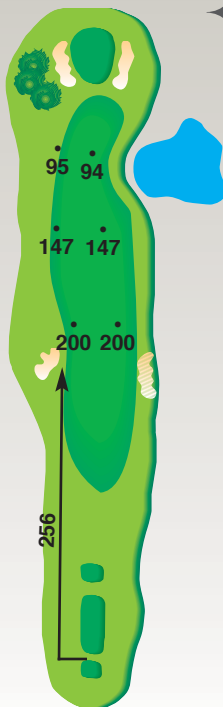
15 Handicap 12
Par 3

- 200
- 177
- 149
- 120

Red Handicap 16



Another reachable par 5. If laying up, avoid the hazard just on the right side of the fairway and be aware of the trees guarding the left side of the green.



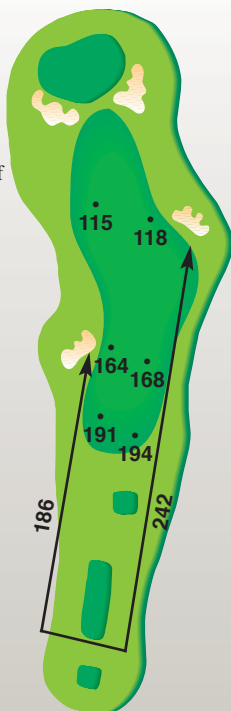
16 Handicap 6
Par 5

- 520
- 498
- 473
- 441

Red Handicap 2



Avoiding the fairway bunkers on the tee shot will leave a short approach to a heavily bunkered and shallow green. Out of bounds lurks on the right side of this fairway.

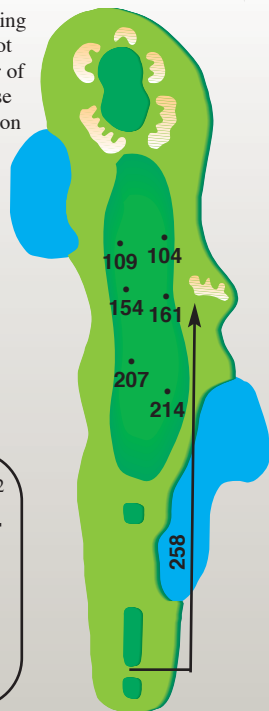


17 Handicap 14
Par 4

- 363
- 329
- 305
- 256

Red Handicap 12

This is a good finishing hole. Aim the tee shot down the right center of the fairway. Pay close attention to the location of the pin, because this almost 60-yard-deep green is surrounded by bunkers.



18 Handicap 2
Par 4

- 435
- 410
- 390
- 304

Red Handicap 8