



Heather Glen



A small group of ardent lovers of the game have molded this 400-acre historic site into a golfing masterpiece. Designed by Willard Byrd and Clyde Johnston, the natural beauty of ever-changing elevations, gigantic 100-year-old pines, colorful dogwoods, winding streams, and the lovely Firth of Clyde ...all crowned with a 19th Century British-styled clubhouse, have created a showcase symbolizing the beauty of Scottish tradition.

Once played, you will always remember the distinctive characteristics of each hole, each green, the unusual bunkers (especially the Devil's Mistress), heather-laced dunes, and Scotch Broom. This is truly a course dedicated to the ardent players who appreciate the tradition and beauty of golf.

AWARDS:

1987 *Golf Digest's* #1 New Public Course

1990 *Golf Digest's* Top 50 Public Courses in America

1995 *Golf Digest's* #5 in South Carolina

2001 *Golf Digest's* Places to Play ★★★★★1/2 Rating

COURSE RATING/SLOPE

FIRST NINE

Blue	72.4	130
White	70.3	123
Gold	68.0	118
Red	69.3	117

SECOND NINE

Blue	72.4	130
White	70.6	126
Gold	68.0	118
Red	69.3	117

THIRD NINE

Blue	72.4	127
White	70.5	126
Gold	67.1	115
Red	69.3	117

Little River SC

1-800-868-4536

In SC 843-249-9000

www.heatherglen.com

E-mail: info@heatherglen.com

The first is all uphill. The large green slopes toward the golfer; sand bunker on the left, grassed bunker on the right.

Green Depth
27

“Hidey-Ho”

1 Par 4

- 363
- 345
- 312
- 241

FIRST



Dogleg left, with crescent-shaped loch just beyond a large live oak tree on the left, ending just short of the green. The green is defined by pot bunkers on the left and mounding on the right.

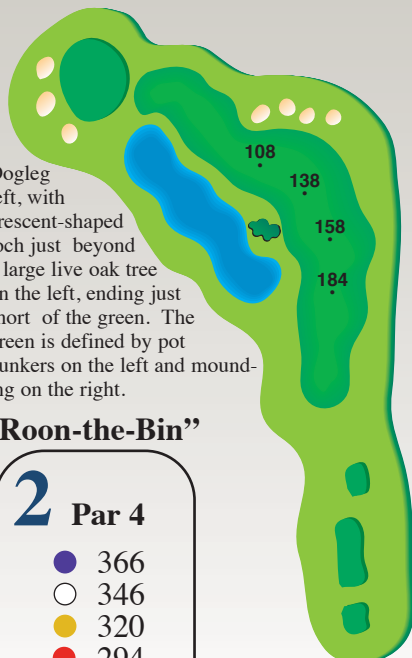
“Roon-the-Bin”

2 Par 4

- 366
- 346
- 320
- 294

FIRST

Green Depth
29



Very narrow driving area. Second shot must stay away from loch that runs down the left, and should be played short of mounds on right that partially hide the green. Elongated sloping green, large bunker on right, pot bunkers behind left.

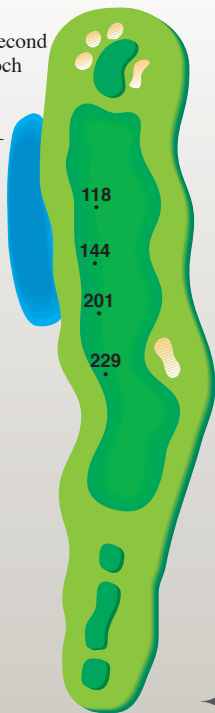
Green Depth
42

“Fin Me Oot”

3 Par 5

- 506
- 482
- 454
- 416

FIRST



A short hole, but must carry over a waste area of love grass, mounds, and Scotch Broom. Beware of the large flat bunker that guards the rear of the green.

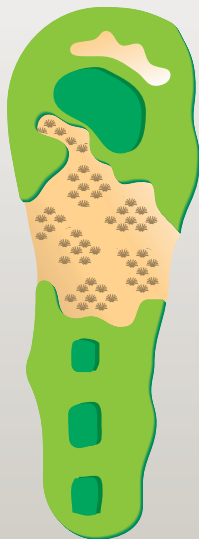
Green Depth
26

“Scotch Broom”

4 Par 3

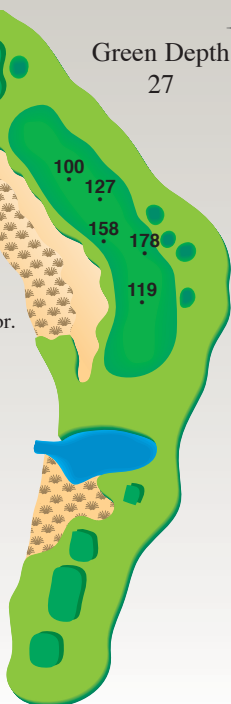
- 180
- 152
- 142
- 127

FIRST



Dogleg left with waste bunker down the left. The curve of the hole is defined by high mounding on the right, peppered with a few pot-hole bunkers. A bunker front left and a bunker on the right don't leave much room for error.

Green Depth 27



“The Narrows”

5 Par 4

- 415
- 383
- 356
- 310

FIRST

Large mounding on the right and a definitive sand bunker make you keep the ball to the left. The large oak tree you see from the tee is surrounded by sand that flows down the right.

Green Depth 30



“Sandy Brae”

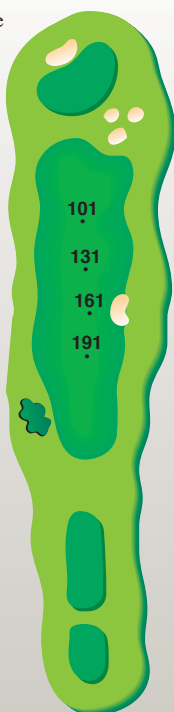
6 Par 5

- 484
- 461
- 433
- 413

FIRST

A fairway bunker defines the landing area on the right. Severe pot bunkers short and to the right of the green.

Green Depth 28



“Hillocks”

7 Par 4

- 381
- 364
- 331
- 316

FIRST

Green is protected by a pond bordered in granite stone, severe pot bunkers and mounding front and back.

Green Depth 27



“The Lunar Hole”

8 Par 3

- 224
- 191
- 142
- 110

FIRST

Mullet Burn runs from the left of the tee down the left side and makes a slight swing towards the landing area before it turns back to the left and into the lake.

Huge fairway bunkering right and left.



Green Depth
23

“The Long Hole”

9 Par 4

- 447
- 403
- 369
- 309

FIRST

Gaping bunker on the right forces you to aim left. Approach is uphill to a redan green that is extremely elevated. Pot bunkers short and right and a waste area guard the right rear. Look out for “Hacker’s Haven,” the incredible bunker guarding the front!



Green Depth
21

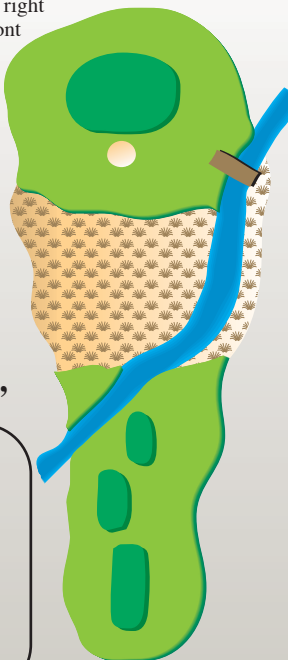
“The Redan”

1 Par 4

- 430
- 388
- 375
- 335

SECOND

Burn runs down the right side, swinging in front and to the left of the tee. It is all carry, as there is waste area from tee to green. There is a menacing bunker in the front center of the green.



Green Depth
21

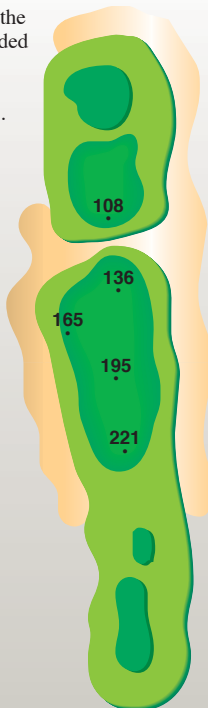
“Wee Burn”

2 Par 3

- 153
- 133
- 121
- 105

SECOND

A fairly straight hole with the fairway and green surrounded by sand. There are no bunkers on the hole, just defined green hitting areas.



Green Depth
27

“Piney-Ho”

3 Par 4

- 380
- 351
- 330
- 272

SECOND

The mound in front of the green can be hazardous in that it is the home of the “Devil’s Mistress.” This bunker is the only one of its kind known to be in the Carolinas!

Green Depth
33

“The Pot Hole”

4 Par 3

- 165
- 155
- 142
- 115

SECOND



Burn runs down the left rough, and there are hidden bunkers, much like the “Beardies” on the Old Course at St. Andrews, that dot the fairway some 90 to 50 yards in. The green is small and is protected by a small bunker on the left.

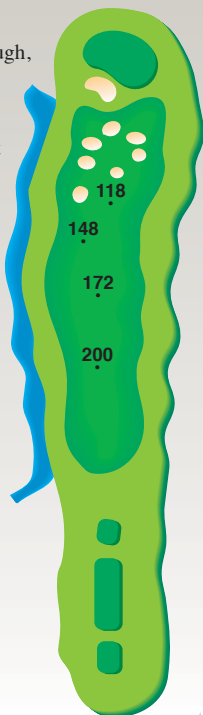
Green Depth
22

“St. Andrews”

5 Par 4

- 391
- 366
- 348
- 317

SECOND



Must carry drive over a bog. Fairway bunker on right defines the landing area. Burn runs down entire left side and makes a sweep in front of the punchbowl green. Fairway undulates dramatically towards the burn.

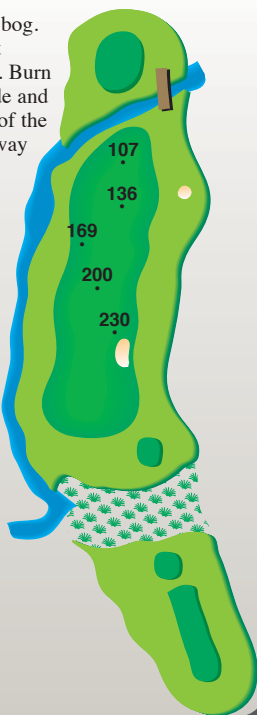
Green Depth
31

“The Punch Bowl”

6 Par 5

- 527
- 509
- 480
- 402

SECOND



A burn cuts across the front teeing area from right to left, runs down the left side and swings back across in front of the green, some 60 yards from the green.

Green Depth
22

“Jockey’s Burn”

7 Par 4

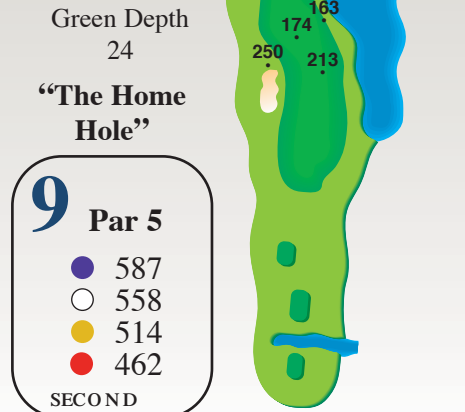
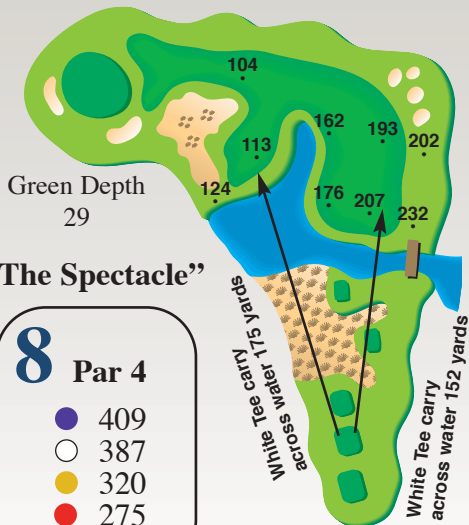
- 375
- 351
- 324
- 282

SECOND



The golfer is offered a choice of playing safe to the right, or playing to the left, over the water and towards the waste area. To the right are severe mounds and bunkering. Well-defined green is bunkered to the left and rear.

Long hitters may risk going for the green in 2: you must hit the ball left to right and carry over the Firth of Clyde, 230 yards of water and an additional 30 yards of grass and sand! Most will elect to place their second short of trees by the water or past them. In front of the green, the water measures 63 yards.



The slight tilt of the fairway from left-right makes the golfer keep his drive slightly left of center. Bunkering and mounding right and left frame the hole. Bunkers left and right behind the green keep your ball from going too long.

Protected in front and on the right by 3 large pot bunkers. Don't be deceived by the elevated green. It is the same elevation as the tee!

Green Depth 25

Green Depth 37

“Wunz Moor”

“Au Natural”

1 Par 4

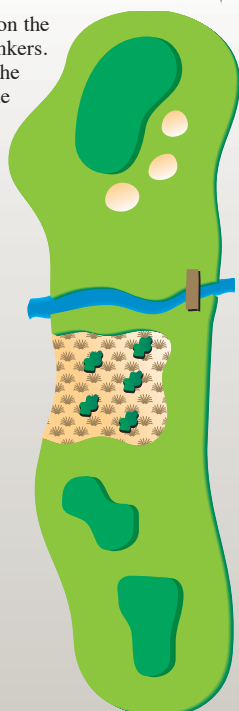
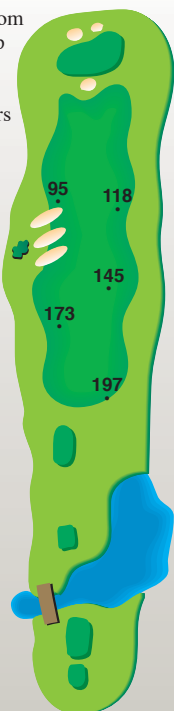
2 Par 3

- 393
- 374
- 315
- 255

- 171
- 160
- 126
- 120

THIRD

THIRD



Mounding and bunkering down the right. After a drive down the left center, it's straight away to the green. Series of bunkers down the left for second shot and the sandy area to the right on your third.

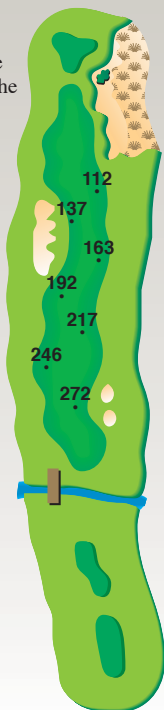
Green Depth
42

“Up ‘n Doon”

3 Par 5

- 510
- 485
- 435
- 424

THIRD



Mounding defines the fairway on both sides. Second shot must be played over an elevated bunker that guards the front and right sides of green. Wall of sleepers keeps you away from the left. Small bunker behind the center of the green.

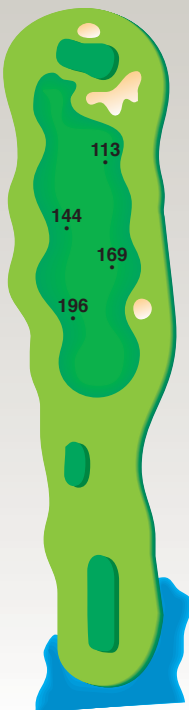
Green Depth
25

“Clyde’s Folly”

4 Par 4

- 404
- 371
- 350
- 276

THIRD



A wonderful par 3, with huge mounds on the right and strategic pot bunkers placed in the mounds at right, behind and guarding the left front side.

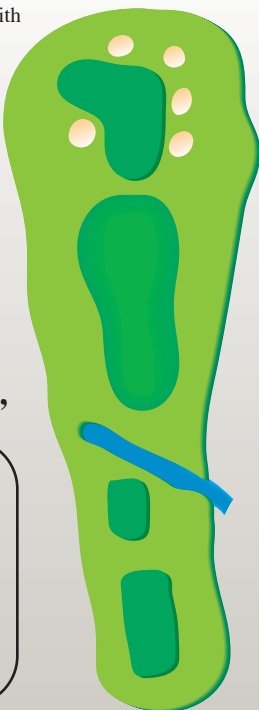
Green Depth
36

“Short Hole”

5 Par 3

- 182
- 168
- 142
- 132

THIRD



Framed by a gallery of pine trees and mounding on the right, the golfer's second shot is to an elevated green that is guarded by a lone sentinel bunker.

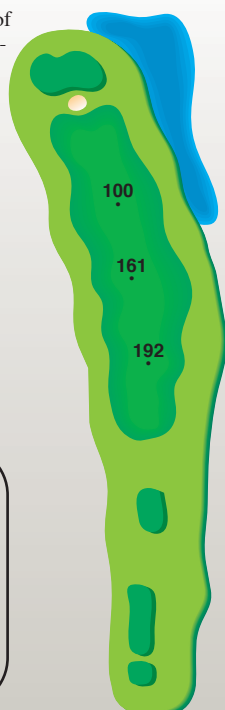
Green Depth
22

“Serenity”

6 Par 4

- 400
- 375
- 360
- 296

THIRD



Landing area is defined by small mounds on the right and a series of large pot bunkers on left. A burn cuts across the fairway, but is not in play from the tee.

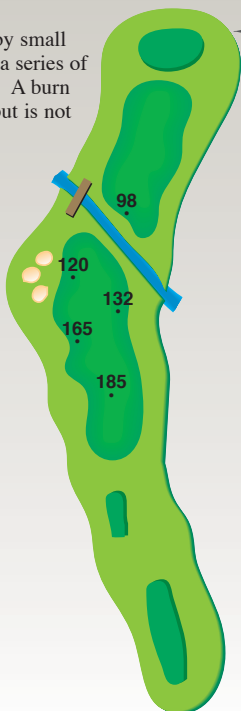
Green Depth
27

“Auld Hoos”

7 Par 4

- 410
- 385
- 336
- 299

THIRD



After you've negotiated the cross burn that could be in the landing area of a short drive, you must negotiate this same burn again for your second shot. Green is protected by water on two sides and bunkers on the left.

Green Depth
45

“Perfection”

8 Par 5

- 525
- 490
- 458
- 420

THIRD



There are 9 bunkers ready to receive an errant drive or second shot. A valley effect is created because of the mounding and bunkering on both sides of the fairway, which leads gently uphill to a redan-type green.

Green Depth
36

“Bunker's Hill”

9 Par 4

- 410
- 375
- 325
- 295

THIRD

